



User Manual

Electronic notification of organ donation cases
(Living Donors)



Table of Contents

1	Living Donors
1.1	Managing Interviewing Committee (Hospital User)
1.2	Approve Interviewing Committee (Scot User)
1.3	Add New Living Unrelated Donor
1.4	Add New Living Unrelated Donor
1.5	Select Recipient From Waiting List (In Case Of The Recipient Undefined)
1.6	Living Donor Approval Cycle
1.7	Add Patient To Waiting List
1.8	Add Donor To Blacklist
1.9	Transplant Recipients
2	Social Services
2.1	Issuing Cards For Recipients & Donors
2.2	Issuing Cards Requests (Organ Failure Patients)
2.3	Approve Cards Requests (Organ Failure Patients)
2.4	Approve Cards For Recipients & Donors
2.5	Receiving Cards
2.6	Financial Reward
2.7	Request Medals
2.8	Deliver Medals To Scot
2.9	Deliver Medals To Donors
2.10	Add Old Medals

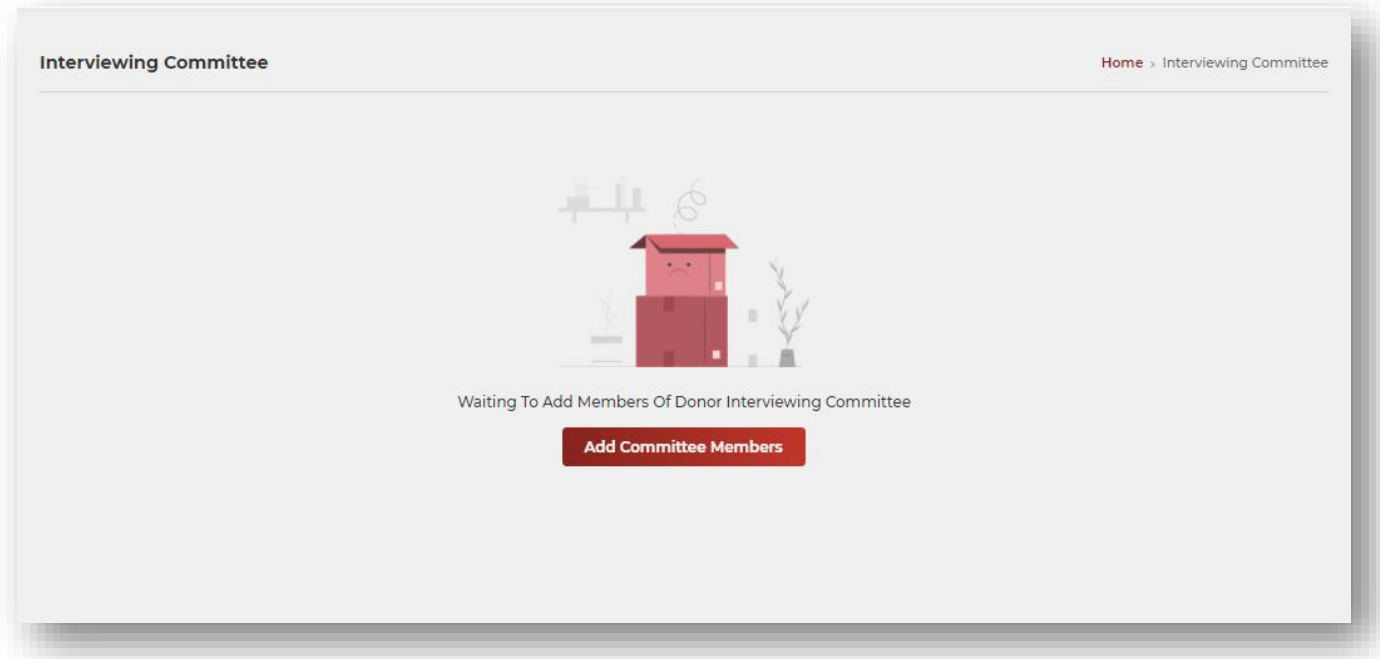


1 Living Donors

1.1 Managing Interviewing Committee (Hospital User)

To create or modify Interviewing Committee, follow the steps:

1. Click on Interviewing Committee(Hospital) link in the sidebar
2. Click on add Committee members button
3. Add details, then click save
4. The System will send committee members to SCOT to approve it



1 Living Donors

1.1 Managing Interviewing Committee (Hospital User)

To create or modify Interviewing Committee, follow the steps:

1. Click on Interviewing Committee(Hospital) link in the sidebar
2. Click on add Committee members button
3. Add details, then click save
4. The System will send committee members to SCOT to approve it

Create Donor Interviewing Committee

+ Add New Member

Committee Member: New Member

Title

Name in English

First name

Father name

Grandfather name

Family name

Name in Arabic

اسم الاب



الاسم الاول

اسم العائلة

اسم الجد

Occupation

Position

Submit



1 Living Donors

1.2 Approve Interviewing Committee (SCOT User)

To approve Interviewing Committee, follow the steps:

1. Click on Interviewing Committee(SCOT) link in the sidebar
2. Select committee then click on view icon
3. Review request then click accept

Interviewing Committee

Home > Interviewing Committee

2 Committee Sorted by: ▼

Filter ▼ ⬇️ Add Committee Members

Transplant Hospital	# of Members	status	Recent Update on	Decision on Update
ELGAMMAL Hospital	2	Modified	14 June, 2021	Waiting 14 June, 2021
King Faisal Specialist Hospitals and Research Center	1	Active		Approved 13 June, 2021

Interviewing Committee

Modified

Transplant Hospital: ELGammal Hospital
Recent Update on: 14 June, 2021 (11:51 AM)

2 Committee Member

Name & Occupation	Position	Added Date
Nader Mahmoud Hassan Metwally Head of Department	Position-1	13 June
Ali Mohamed Hassan Nader ENT Doctor	Position-1	14 June

Decision

Accept Declined

Submit Decision

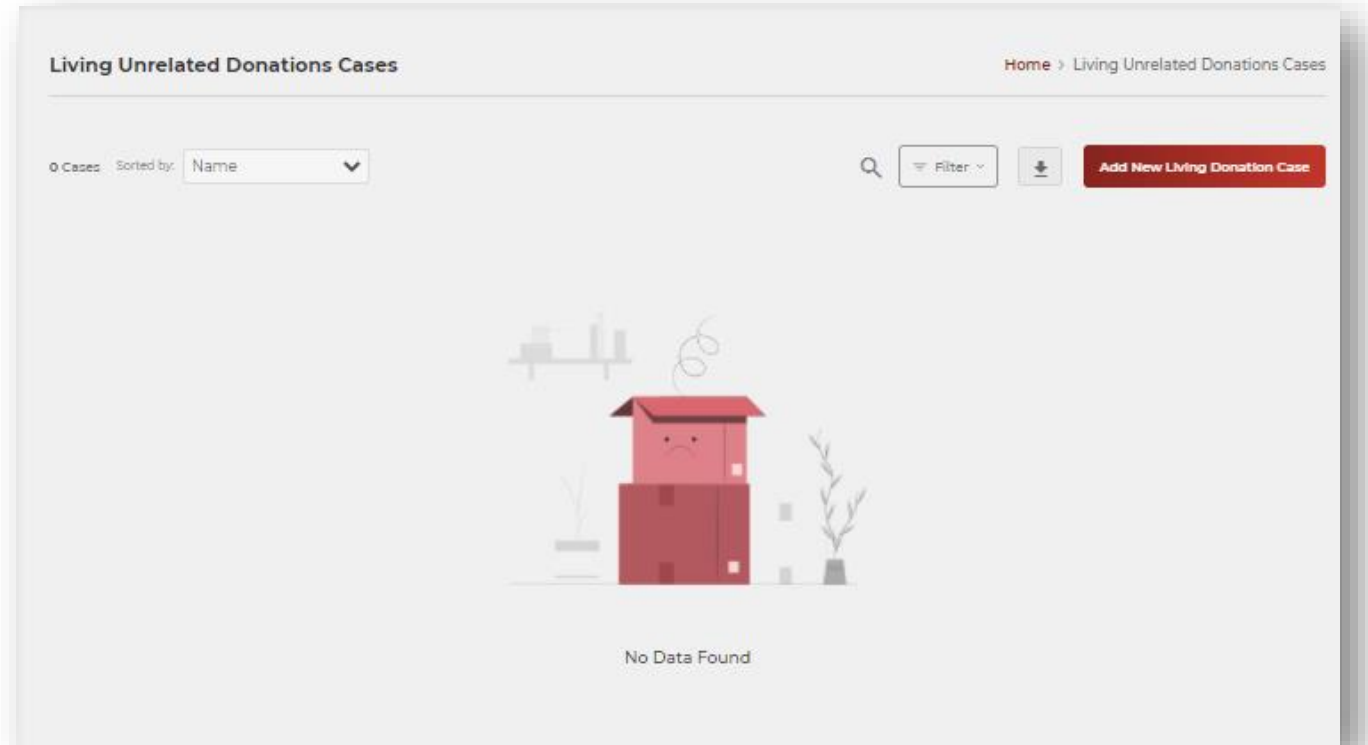


1 Living Donors

1.3 Add new living unrelated donor

To approve Interviewing Committee, follow the steps:

1. Click on the living unrelated donations cases link in the sidebar
2. Click on add new living donation case button
3. Add Donor Main Info and recipient type, then click next
4. Add recipient data(If the Recipient is defined)
5. Add attachments, then click submit
6. Add Laboratory Test & radiology & Procedure in the Donor profile
7. Click on Submit the Request



1 Living Donors

The image displays two overlapping screenshots of a web application for adding a new living donation case. The interface is in Arabic and features a dark red sidebar with a navigation menu. The main content area is titled "Add New Living Donation Case" and includes a "Cancel" button and a red "Next" button.

Top Screenshot (Donor Main Info):

- Donor Main Info:** Includes a dropdown for "select hospital" (King Fahad Specialist Hospital and Research Center), an "Upload photo" section with instructions, and a vertical list of steps: Contact Number, Address, Insurance Information, Social History, and Other Attachments.
- Identification Details:** Includes a dropdown for "select identification type" (National Identity), an "identification number" field (123456), "issue date" (5/24/2021), and "expiration date" (5/24/2021) fields, and a "Sex" dropdown (M).
- Donor Name in English:** Includes fields for "first name" (Hassan), "father name" (Ahmed), "grandfather name" (Ahmed), and "family name" (Camil).
- Donor Name in Arabic:** Includes fields for "الاسم الأول" (Hassan), "اسم الأب" (Ahmed), "اسم الجد" (Ahmed), and "اسم العائلة" (Camil).
- nationality:** Saudi.
- Gender:** Radio buttons for Male (selected) and Female.
- date of birth:** 1/1/1975. **Place of birth:** Dammam.
- Age:** 46.
- Select Organ and Blood Type:** Includes a dropdown for "select organ donor" (Bones) and a dropdown for "blood group" (A+).
- Transplant Recipient:** Radio buttons for Defined (selected) and Not Defined.

Bottom Screenshot (Primary Contact Number):

- Primary Contact Number:** Includes a "Select Type" section with radio buttons for Mobile (selected), Home, and Company.
- Contact Number:** Includes a dropdown for "966" and a text field for "555205546".
- Other Attachments:** Includes a red button for "Add Other Contact Number".
- Navigation:** Includes "Cancel", "Back", and "Next" buttons.



1 Living Donors

Add New Living Donation Case

Cancel Back Next

1 Donor Main Info

● Contact Number

● Address

○ Insurance Information

○ Social History

○ Other Attachments

2 Patient Main Info

○ Contact Number

○ Address

○ Insurance Information

○ Social History

○ Other Attachments

National Address

Within Saudi Arabia

Region: Riyadh Region City: Riyadh Postal Code: 054754

Donor Name: SH 500 Donor Number: 500 Building Number: 3550

Additional Number: 125478999

Add New Living Donation Case

Cancel Back Next

1 Donor Main Info

● Contact Number

● Address

● Insurance Information

○ Social History

○ Other Attachments

2 Patient Main Info

○ Contact Number

○ Address

○ Insurance Information

○ Social History

○ Other Attachments

Insurance Information

Donor Insurance Status: Insured

Insurance Company Name: Expert

Insurance Policy Number: 5205874

Issue Date: 4/12/2021 Expiration Date: 7/13/2021



1 Living Donors

Users Management
Hospitals
Medical Evacuation Requests
Medals Requests
Medals Receipt
Financial Rewards
Financial Rewards To be Approved
Medals Requests To be Approved
SRCA & Referral Centers
Interviewing Committee (Hospital)
Interviewing Committee (Scott)
Deceased Cases
Deceased Cases Brain Death & Cardiac Arrest
Offered organs
From Deceased Cases

الرجاء

Hello, smail ahmed

Add New Living Donation Case

Cancel Back Next

1 Donor Main Info

- Contact Number
- Address
- Insurance Information
- Social History
- Other Attachments

2 Patient Main Info

- Contact Number
- Address
- Insurance Information
- Social History
- Other Attachments

Social History

Current Job
Office Manager

Health Status
Married

Education Level
Above High School

Family Income
2500

Smoking Status
Non Smoker

Weight **Height** **Body Mass**

90 KG 180 CM 27.78 BMI



1 Living Donors

Add New Living Donation Case

Cancel Back Next

1 Donor Main Info

- Contact Number
- Address
- Insurance Information
- Social History
- Other Attachments

2 Patient Main Info

- Contact Number
- Address
- Insurance Information
- Social History
- Other Attachments

Upload photo
Maximum file size is 800KB and file type must be PNG or JPG.
We recommend image dimensions with minimum 400x400 pixels.

Identification Details

Select identification type
National Identity

Identification number
585620255

Issue Date
5/2/2021

Expiration Date
9/30/2021

Title
Dr

Donor Name in English

First name
Ibrahim

Father name
Emad

Grandfather name
Ali

Family name
Emad

Donor Name in Arabic

الاسم الأول
إبراهيم

اسم الأب
عماد

اسم الجد
علي

اسم العائلة
عماد

Gender

Male Female

Date of Birth
1/7/1950

Place of Birth
Dammam

Age
71

Blood group
A+



1 Living Donors

Users Management | العربية | Hello, Ismail alnor

Add New Living Donation Case

Cancel Back Next

1 Donor Main Info

- Contact Number
- Address
- Insurance Information
- Social History
- Other Attachments

National Address

Within Saudi Arabia

Region: Riyadh Region City: Riyadh Postal code: 584522

Street name: SHE000 Street number: 500 Building number: 500195

Additional number: 500195

Users Management | العربية | Hello, Ismail alnor

Add New Living Donation Case

Cancel Back Next

1 Donor Main Info

- Contact Number
- Address
- Insurance Information
- Social History
- Other Attachments

2 Patient Main Info

- Contact Number
- Address
- Insurance Information
- Social History
- Other Attachments

Primary Contact Number

Select Type: Mobile Home Company

966 789054123

[Add Other Contact Number](#)



1 Living Donors

The screenshot shows the 'Add New Living Donation Case' form. The left sidebar contains a navigation menu with items like 'Users Management', 'Hospitals', 'Medical Evacuation Requests', 'Medals Requests', 'Medals Receipt', 'Financial Rewards', 'Financial Rewards To be Approved', 'Medals Requests To be Approved', 'SRCA & Referral Centers', 'Interviewing Committee (hospital)', 'Interviewing Committee (scott)', 'Deceased Cases Brain Death & Cardiac Arrest', and 'Offered organs From Deceased Cases'. The main content area is titled 'Add New Living Donation Case' and has 'Cancel', 'Back', and 'Next' buttons. The form is divided into two main sections: '1 Donor Main Info' and '2 Patient Main Info'. The 'Insurance Information' section is active, showing a dropdown menu for 'select insurance status' with 'Not Insured' selected.

The screenshot shows the 'Add New Living Donation Case' form, now displaying the 'Social History' section. The 'Insurance Information' section is now inactive. The 'Social History' section includes fields for 'Current job' (Doctor), 'Marital Status' (Married), 'Education level' (High school), 'Family Income' (8500), and 'Smoking status' (Non Smoker). Below these fields are three input fields for 'Weight' (120 KG), 'Height' (100 CM), and 'Body Mass' (120.00 BMI).



1 Living Donors

The screenshot displays the 'Add New Living Donation Case' form. On the left is a dark red sidebar with navigation options: Interviewing Committee (hospital), Interviewing Committee (scott), Organ Failure Patients (Waiting List), Living Unrelated Donations Cases, Issuing Cards, Living Donors Financial Rewards, Medals Requests, Medals Receipt, Black List, and Transplant Recipients. The main form area has a title bar with 'Cancel', 'Back', and 'Submit' buttons. Below the title is a progress indicator for 'Donor Main Info' with steps: Contact Number, Address, Insurance Information, Social History, and Other Attachments (the current step). The 'Other Attachments' section contains an 'Attachment Type' dropdown menu and a large dashed box for file uploads with the text 'Drag and Drop files here or Browse your files' and a 'Browse your files' link. A trash icon and a checkmark icon are also present in this section.



1 Living Donors

The screenshot displays the 'Living Donation Case Details' page in the SCOT system. The page is divided into several sections:

- Header:** Shows the user's name 'Hello, ismail alnor' and the current page title 'Living Donation Case Details'.
- Case Overview:** Features a profile picture of the donor, a status of 'Interview Rejected', and the recipient 'Defland'. The donor's name is 'Hassan Ahmed Ahmed Gamil' (حسن أحمد أحمد جميل).
- Basic Information:** A table with the following data:

Nationality	Gender	Age	Blood group	Organ to Donate
Saudi	Male	46 Years	A+	Bones
- Case Log:** A list of actions including 'Interviewing Committee Decision' and 'Approvals (Hospital Director & SCOT)'. It also shows 'Case Created on: 24 May, 2021 (3:09 PM)' and 'Created by: ismail osama waleed alnor'.
- Donor Personal Info:** A detailed section with the following data:

Social History			
Weight	Height	BMI	Smoking
90	180	27.78	Non Smoker
Current Job			
Office Manger			
Education Level			
After High school			
Marital Status		Family Income SAR	
Married		2500	
Identification			
Expected Recipient Info		Identification No.	
Basic Info		National Identity	
		123456	




1 Living Donors

العربية 🔔 AA Hello, Adel AbdELKader ▾

Living Donation Case Details

Home > Living Donation Case Details

 Waiting Complete Profile Recipient: Not Defined Yet ✎ 🖨

Omer Nader Mahmoud Hassan
عمر نادر محمود حسن

Nationality	Gender	Age	Blood group	Organ to Donate
Saoudian	Male	21 Years	A-	bone marrow

Case Created on: 14 Jun, 2021 (12:26 PM) | Created by: Adel Said Mostafa AbdELKader

Cases Log

Donor Info

- Personal Info
- Contact Info
- Tests

Cases Log 🔍 🖨

- 14 June, 2021 (12:55 PM)
Update Request
- 14 June, 2021 (12:26 PM)
Add Request

To submit this Request, You have to add Tests, Radiology, and Procedures of the Donor and the Recipient (at least one for each)

[Submit the Request](#)



1 Living Donors

1.4 Add new living unrelated donor

To approve Interviewing Committee, follow the steps:

1. Click on the living unrelated donations cases link in the sidebar
2. Select donor, Then click on the view button
3. Click on Interviewing Committee Decision tab
4. Click on Submit Committee Decision button
5. Add Decision details, then click submit

The screenshot displays the user interface of the Saudi Center for Organ Transplantation. The left sidebar contains navigation options: Interviewing Committee (hospital), Interviewing Committee (scot), Organ Failure Patients (Waiting List), Living Unrelated Donations Cases, Issuing Cards, Living Donors Financial Rewards, Medals Requests, Medals Receipt, Black List, and Transplant Recipients. The main content area shows the profile of a donor named 'عمر نادر محمود حسن' (Omar Nader Mahmoud Hassan). The donor's details include Nationality (Saudi), Gender (Male), Age (21 Years), Blood group (A-), and Organ to Donate (bone marrow). The page is currently in the 'Interviewing Committee Decision' phase, indicated by a yellow bar at the top and a large hourglass icon with the text 'Waiting to submit Interviewing Committee Decision'. A 'Submit Committee Decision' button is visible at the bottom right. The footer of the page reads '© 2021 Scot, All Rights Reserved'.



1 Living Donors

Submit Committee Decision

Serious condition?

Write reason
Serious Case

Interview Details

First Interview

Date
5/24/2025

Karly Maxine Macdonald Sara Lynn Knox Gallegos
Position-1

Attachments

Donor ID

Drag and Drop files here
Browse your files

Gettyimages-781035364-412x412.jpg
20.43 KB

Witnesses ID

Drag and Drop files here
Browse your files

Gettyimages-781035364-412x412.jpg
20.43 KB

Donation Approval Document

Drag and Drop files here
Browse your files

Gettyimages-781035364-412x412.jpg
20.43 KB

Donor Evaluation Form

Drag and Drop files here
Browse your files

Gettyimages-781035364-412x412.jpg
20.43 KB

Hospital Form

Drag and Drop files here
Browse your files

Gettyimages-781035364-412x412.jpg
20.43 KB

Attachments [Add New](#)

Attachment Type 1: Scan Report

Decision

Decision?
Accept

Submit



1 Living Donors

Cases Log

Interviewing Committee Decision

Approvals (Hospital Director & SCOT)

Donor Info

Personal Info

Contact Info

Tests

Radiology

Procedures

Expected Recipient Info

Basic Info

Personal Info

Contact Info

Tests

Radiology

Procedures

Accept

Interview 1

Date & Time of Submitting
24 May, 2021 (3:29 PM)

Date & Time of Interview
24 May, 2021 (3:23 PM)

Serious condition
Serious Case

Organ Transplant Recipient
Karly Maxine Macdonald Sara Lynn Knox Gallegos
Position-1

Attachments

Donor ID
Cettyimages-1181035364-612x612.jpg
26.63 KB

Witnesses ID
Cettyimages-1181035364-612x612.jpg
26.63 KB

Donation Approval Document
Cettyimages-1181035364-612x612.jpg
26.63 KB

Donor Evaluation Form
Cettyimages-1181035364-612x612.jpg
26.63 KB

Hospital Form
Cettyimages-1181035364-612x612.jpg
26.63 KB

Scan Report
Unnamed.png
25.74 KB



1 Living Donors

1.6 Living Donor approval cycle

To approve Living Donor, follow the steps:

1. Click on the living unrelated donations cases link in the sidebar
2. Select donor, Then click on the view button
3. Click on the Approvals tab
4. Click on Submit Decision button
5. Select Decision, then click submit
 - If the user select (Approve), the transaction goes to the next step.
 - If the user selects (Decline), the case will be closed, and the donor will be added to the blacklist.
 - If the user selects (Review), the case will be back to the hospital coordinator for review comments and take corrective action. And send it again.

Approval cycle:

- a. Hospital Transplant Director
- b. Administrative Coordinator (SCOT)
- c. Medical Coordinator (SCOT)
- d. Living Donor Department Manager (SCOT)
- e. SCOT Director



1 Living Donors

The screenshot displays a web application interface for managing living donors. On the left is a dark red sidebar menu with various navigation options. The main content area is white and shows a 'Cases Log' with a selected entry titled 'Interviewing Committee Decision'. This entry is expanded to reveal several sections: 'Approvals (Hospital Director & SCOT)', 'Donor Info', 'Personal Info', 'Contact Info', 'Tests', 'Radiology', and 'Procedures'. The 'Interviewing Committee Decision' section includes an 'Accept' button, an 'Interview 1' section with details like 'Date & Time of Submitting' (24 May, 2021 3:29 PM) and 'Date & Time of Interview' (24 May, 2021 3:23 PM), and an 'Organ Transplant Recipient' named 'Karyl Maxine Macdonald Sara Lynn Knox Gallegos'. There are also 'Attachments' for Donor ID, Witnesses ID, and Donation Approval Document. A 'Submit Decision' button is at the bottom.



1 Living Donors

The screenshot displays a web application interface for managing living donors. On the left is a dark sidebar with a list of navigation items: Users Management, Hospitals, Medical Evacuation Requests, Medals Requests, Medals Receipt, Financial Rewards, Financial Rewards (To be Approved), Medals Requests (To be Approved), SRCA & Referral Centers, Interviewing Committee (hospital), Interviewing Committee (scott), Deceased Cases (Brain Death & Cardiac Arrest), Offered organs (From Deceased Cases), Referred Cases (From SRCA & Referral Centers), Issuing Cards, Transplant Recipients (Follow Up), Cards Receipt, Organ Failure Patients (Waiting List), Transplant Reports (Deceased Cases), and Living Donations Cases. The main content area shows a case log for a donor from Saudi Arabia, Male, 46 years old, with blood type A+. A modal window titled "Donating Request Decision" is centered on the screen, featuring three radio buttons for "Approve", "Decline", and "Review", and a red "Submit" button. The background interface includes sections for "Interviewing Committee Decision", "Approvals (Hospital Director & SCOT)", "Donor Info", "Personal Info", "Contact Info", "Tests", "Radiology", "Procedures", "Expected Recipient info", "Basic Info", "Attachments" (with three image thumbnails), and a "Please submit your evaluation" prompt with a "Submit Decision" button.



1 Living Donors

The screenshot displays a web application interface for managing living donors. The interface is divided into a sidebar on the left and a main content area on the right.

Sidebar (Left):

- Cases Log
- Interviewing Committee Decision
- Approvals (Hospital Director & SCOT)
- Donor Info
 - Personal Info
 - Contact Info
 - Tests
 - Radiology
 - Procedures
- Expected Recipient Info
 - Basic Info
 - Personal Info
 - Contact Info
 - Tests
 - Radiology
 - Procedures

Main Content Area (Right):

Approvals (Hospital Director & SCOT)

Hospital Transplant Program Director
ismail osama waled alnor

Approved

Date & Time of Decision
24 May, 2021 (3:35 PM)

SCOT Administrative Coordinator
ismail osama waled alnor

Approved

Date & Time of Decision
24 May, 2021 (3:35 PM)

SCOT Medical Coordinator
ismail osama waled alnor

Approved

Date & Time of Decision
24 May, 2021 (3:51 PM)

SCOT Living Donation Director
ismail osama waled alnor

Approved

Date & Time of Decision
24 May, 2021 (3:51 PM)

SCOT Director
ismail osama waled alnor


Approved

Date & Time of Decision
24 May, 2021 (3:51 PM)

Edit Decision



1 Living Donors



المركز السعودي لزراعة الأعضاء
Saudi Center for Organ Transplantation

- Users Management
- Hospitals
- Medical Evacuation Requests
- Medals Requests
- Medals Receipt
- Financial Rewards
- Financial Rewards To be Approved
- Medals Requests To be Approved
- Financial Rewards To be Approved
- Medals Requests To be Approved
- Financial Rewards To be Approved
- Medals Requests To be Approved
- SRCA & Referral Centers
- Interviewing Committee (hospital)
- Financial Rewards To be Approved
- Medals Requests To be Approved
- SRCA & Referral Centers
- Financial Rewards To be Approved
- Medals Requests To be Approved
- SRCA & Referral Centers
- Interviewing Committee (hospital)
- Interviewing Committee (scott)
- Deceased Cases Brain Death & Cardiac Arrest
- Offered organs from Deceased Cases
- Referred Cases from SRCA & Referral Centers
- Issuing Cards
- Transplant Recipients (Follow Up)
- Cards Receipt
- Organ Failure Patients

Add a Waiting List Patient

Cancel Next

1 Patient Main Info

2 Entry on Waiting List

Referral No: 8

Contact Number: 8

Address: 8

Selected hospital: King Faisal Specialist Hospital and Research Center

Upload photo: Maximum file size is 500KB and file type must be PNG or JPG. We recommend image dimensions with minimum 400x400 pixels.

Identification Details

System Identification Type: National Identity

Identification number: 885885

Issue Date: 5/24/2021

Expiration Date: 5/24/2021

File: Dr

Donor Name in English

First name: Ahmed

Middle name: Tarek

Grandfather name: Mahmoud

Family name: Ali

Donor Name in Arabic

الاسم الأول: أحمد

الاسم الأوسط: طارق

الاسم الأخير: علي

الاسم الكامل: أحمد طارق علي

Nationality: Saudi

Occupation: Engineer

Gender: Male Female

Date of birth: 5/24/1998

Place of birth: Cairo

Age: 23

Blood group: A+

Case Description: Normal



1 Living Donors

المركز السعودي لزراعة الأعضاء
Saudi Center for Organ Transplantation

الرجوع
Hello, small alnor

Add a Waiting List Patient

Cancel Back Next

1 Patient Main Info

- Contact Number
- Address
- Insurance Information
- Social History**

2 Entry on Waiting List

Social History

Current job
QC

Marital status
Unmarried

Education level
Primary

Family income
500

Smoking status
Non Smoker

Weight: 50 KG Height: 50 CM Body Mass: 200.00 BMI

المركز السعودي لزراعة الأعضاء
Saudi Center for Organ Transplantation

الرجوع
Hello, small alnor

Add a Waiting List Patient

Cancel Back Submit

1 Patient Main Info

- Contact Number
- Address
- Insurance Information
- Social History

2 Entry on Waiting List

Select Organ

Selected organ
Bones

Original Disease
Bones

Number of previous transplant
1

Ready for Transplant?

Urgent Transplant is needed?

Current No. in Patient List
1



1 Living Donors

1.8 Add Donor to Blacklist

follow the steps:

1. Click on the Blacklist link in the sidebar
2. Click on Add new Blacklist button
3. Add Donor details, then click submit

The screenshot shows the SCOT web application interface. On the left is a dark red sidebar with a navigation menu. The main content area is titled 'Black List' and shows a table with one entry. The sidebar menu includes: Interviewing Committee (hospital), Interviewing Committee (scott), Organ Failure Patients (Waiting List), Living Unrelated Donations Cases, Issuing Cards, Living Donors Financial Rewards, Medals Requests, Medals Receipt, Black List (highlighted), and Transplant Recipients. The main area has a search bar, a 'Filter' dropdown, a download icon, and an 'Add New Black List' button. The table has columns for Id & Name, Nationality, Adding Method, Rejected on, and Creation Date. The entry for Mourad Ahmed Hassan Ali is listed with Nationality: Egyptian, Adding Method: Manually, Rejected on: Interview Committee, and Creation Date: Jun 14, 2021. The footer of the sidebar contains the copyright notice: © 2021 Scot, All Rights Reserved.



1 Living Donors

الرجوع

المرکز السعودي لزراعة الأعضاء
Saudi Center for Organ Transplantation

Users Management
Hospitals
Medical Evacuation Requests
Medals Requests
Medals Receipt
Financial Rewards
Financial Rewards To be Approved
Medals Requests To be Approved
Financial Rewards To be Approved
Medals Requests To be Approved
SRCA & Referral Centers
Interviewing Committee (hospital)
Interviewing Committee (scott)
Deceased Cases
Brain Death & Cardiac Arrest
Offered organs From Deceased Cases
Referred Cases From SRCA & Referral Centers
Issuing Cards
Transplant Recipients (Follow-Up)
Cards Receipt
Organ Failure Patients

الرجوع

المرکز السعودي لزراعة الأعضاء
Saudi Center for Organ Transplantation

Users Management
Hospitals
Medical Evacuation Requests
Medals Requests
Medals Receipt
Financial Rewards
Financial Rewards To be Approved

Add New Black List

Cancel Next

1 Personal Info
2 Rejection Details

Upload photo
Maximum file size is 800KB and file type must be PNG or JPG.
We recommend image dimensions with minimum 400x400 pixels.

Identification Details

Select identification type
National Identity

Identification number
123

Sex
Mr

Donor Name in English

First name
Hassan

Father name
Hassan

Condition name
Ahmed

Family name
Tarek

Donor Name in Arabic

الاسم الأول
حسن

الاسم الأوسط
حسن

الاسم الثاني
حسن

الاسم الأخير
حسن

Nationality
Saudi

Gender

Male Female

Date of birth
4/4/1998

Age
23

Blood group
A+

Kidney organ
Corneas

الرجوع

المرکز السعودي لزراعة الأعضاء
Saudi Center for Organ Transplantation

Users Management
Hospitals
Medical Evacuation Requests
Medals Requests
Medals Receipt
Financial Rewards
Financial Rewards To be Approved

Add New Black List

Cancel Back Submit

1 Personal Info
2 Rejection Details

Interviewed Person
Interview Committee

Interviewed on
5/2/2021

Reason of Rejection
Not Fit



1 Living Donors

1.9 Transplant Recipients

To add transplantation details, follow the steps:

1. Click on the Transplant Recipients link in the sidebar
2. Click on Add New Transplant Recipients button
3. Add Patient details, then click submit

The screenshot displays the 'Transplant Recipients' management interface. The sidebar on the left lists various menu items, with 'Transplant Recipients' highlighted. The main content area shows a table of recipients with columns for Recipient SCOT No. & Name, Organ, Donor No. & Name, and Transplantation Date. A 'Filter' dropdown and an 'Add New Transplant Recipients' button are visible at the top right of the table area.

Recipient SCOT No. & Name	Organ	Donor No. & Name	Transplantation Date
OPD-11 Abo Baker Ahmed Sayed ابو بكر احمد سعيد	Left Kidney	Zaher ALI Hisham Hisham	Jun 16, 2021
Kariem Mohmaed Ahmed كريم محمد احمد	Corneas	Samir Helal Gamal Gamal	Jun 16, 2021
AAAA ddd ffff II	Right Kidney	Samir Ahmed Sahried Sahried	Jun 16, 2021
OTD-8 ZZZZ	Right Kidney	LG Lacota Amir Clark Tyrone Gibson Tyrone Gibson	Jun 15, 2021
OTD-11 Gomma Camil Syaed Hassan	Left Kidney	Mohab Yasser Ahmed Ahmed	Jun 15, 2021
OTD-11 Hossam Hassan Ahmed Alu	bone marrow	Mourad Mourad Mourad Mourad	Jun 15, 2021
OTD-11 rq qwe ewqe ewqe	Pancreas	DL Dale Fuller Weaver Libby Lewis Libby Lewis	Jun 15, 2021
OTD-11 rrr jjj hhh hhh	Small Intestine	DL Dale Fuller Weaver Libby Lewis Libby Lewis	Jun 15, 2021



1 Living Donors

Add New Transplant Recipients

Cancel

Next

1 Recipient Main Info

- Contact Number
- Address
- Insurance Information
- Social History
- 2 Donor Main Info
 - Contact Number
 - Address
 - Insurance Information
 - Social History
- 3 Transplantation Details
- + Attachments

Search By SCOT No.

Upload photo
Maximum file size is 500KB and file type must be PNG or JPG.
We recommend image dimensions with minimum 400x400 pixels.

Identification Details

Select identification type

Identification number

Issue Date
6/17/2021

Expiration Date
6/17/2021

Medical Record No.

Title

Recipient Name in English

First name

Father name

Grandfather name

Family name

Recipient Name in Arabic

الاسم الأول

اسم الأب

اسم الجد

الاسم العائلي

Nationality

Gender

Male

Female

Date of Birth

Place of Birth

Age

Blood group

Select hospital *



1 Living Donors

Add New Transplant Recipients Cancel Back Next

1 Recipient Main Info

- Primary Contact Number**
- Contact Number
- Address
- Insurance Information
- Social History

Select Type

Mobile Home Company

966

[+ Add Other Contact Number](#)

2 Donor Main Info

- Contact Number
- Address
- Insurance Information
- Social History

3 Transplantation Details

4 Attachments

Add New Transplant Recipients Cancel Back Next

1 Recipient Main Info

- Contact Number
- Address**
- Insurance Information
- Social History

National Address

Within Saudi Arabia

Region City Postal code

Street name Street number Building number

Additional number

2 Donor Main Info

- Contact Number
- Address
- Insurance Information
- Social History

3 Transplantation Details

4 Attachments



1 Living Donors

Add New Transplant Recipients Cancel Back Next

1 Recipient Main Info

- Contact Number
- Address
- Insurance Information
- Social History**

2 Donor Main Info

- Contact Number
- Address
- Insurance Information
- Social History

3 Transplantation Details

4 Attachments

Social History

Current Job

Marital Status

Education Level

Family Income

Smoking status

Weight KG Height CM Body Mass BMI

Add New Transplant Recipients Cancel Back Next

1 Recipient Main Info

- Contact Number
- Address
- Insurance Information**
- Social History

2 Donor Main Info

- Contact Number
- Address
- Insurance Information
- Social History

3 Transplantation Details

4 Attachments

Insurance Information

Select insurance status

Insurance Company Name *

Insurance policy number *

Issue Date *

Expiration Date *



1 Living Donors

Add New Transplant Recipients

Cancel Back Next

- 1 Recipient Main Info
 - Contact Number
 - Address
 - Insurance information
 - Social History
- 2 Donor Main Info**
 - Contact Number
 - Address
 - Insurance information
 - Social History
- 3 Transplantation Details
- 4 Attachments

Search By SCOT No.

Upload photo
Maximum file size is 500KB and file type must be PNG or JPG.
We recommend image dimensions with minimum 400x400 pixels.

Identification Details

Select identification type

Identification number

Issue Date: 6/17/2021 Expiration Date: 6/17/2021

Medical Record No.

Title

Donor Name in English

First name Father name Grandfather name Family name

Donor Name in Arabic

الاسم الاول اسم الاب اسم الاب اسم العائلة

Nationality

Gender

Male Female

Date of Birth Place of Birth

Age

Blood group

Rh Factor

Positive Negative

Select hospital *



1 Living Donors

Add New Transplant Recipients

Cancel Back Next

1 Recipient Main Info

- Contact Number
- Address
- Insurance Information
- Social History

2 Donor Main Info

- Contact Number
- Address
- Insurance Information
- Social History

3 Transplantation Details

4 Attachments

Primary Contact Number

Select Type

Mobile Home Company

966 Phone No.

[+ Add Other Contact Number](#)

Add New Transplant Recipients

Cancel Back Next

1 Recipient Main Info

- Contact Number
- Address
- Insurance Information
- Social History

2 Donor Main Info

- Contact Number
- Address
- Insurance Information
- Social History

3 Transplantation Details

4 Attachments

National Address

Within Saudi Arabia

Region City Postal code

Street name Street number Building number

Additional number



1 Living Donors

Add New Transplant Recipients

Cancel Back Next

1 Recipient Main Info

- Contact Number
- Address
- Insurance Information
- Social History

2 Donor Main Info

- Contact Number
- Address
- Insurance Information
- Social History

3 Transplantation Details

4 Attachments

Social History

Current Job

Marital Status

Education Level

Family Income

Smoking status

Weight KG

Height CM

Body Mass BMI

Add New Transplant Recipients

Cancel Back Next

1 Recipient Main Info

- Contact Number
- Address
- Insurance Information
- Social History

2 Donor Main Info

- Contact Number
- Address
- Insurance Information
- Social History

3 Transplantation Details

4 Attachments

Insurance Information

Select insurance status
Insured

Insurance Company Name *
Test

Insurance policy number *
456

Issue Date *
4/14/2023

Expiration Date *
6/16/2023



1 Living Donors

Add New Transplant Recipients Cancel Back Next

1 Recipient Main Info

- Contact Number
- Address
- Insurance Information
- Social History

2 Donor Main Info

- Contact Number
- Address
- Insurance Information
- Social History

3 Transplantation Details

4 Attachments

Transplantation Details

Type of Transplant

Living Related Living Unrelated Cadaver

Select organ to donate

Original Disease

Admission date* 6/17/2021 📅 Transplantation date* 6/17/2021 📅

Transplantation Time 14:50 🕒 🔍 Place of Transplant

In case of graft loss; how many re-transplant has been performed to the patient?

0

Cold ischemia

hrs. mins.

Remarks



1 Living Donors

Add New Transplant Recipients Cancel Back Submit

- 1 Recipient Main Info
 - Contact Number
 - Address
 - Insurance Information
 - Social History
- 2 Donor Main Info
 - Contact Number
 - Address
 - Insurance Information
 - Social History
- 3 Transplantation Details
- 4 Attachments

Recipient Medical Report

Drag and Drop files here
or [Browse your files](#)
Supports PDF, DOC, JPG, and PNG

Donor Medical Report

Drag and Drop files here
or [Browse your files](#)
Supports PDF, DOC, JPG, and PNG

Recipient Id

Drag and Drop files here
or [Browse your files](#)
Supports PDF, DOC, JPG, and PNG

Donor Id

Drag and Drop files here
or [Browse your files](#)
Supports PDF, DOC, JPG, and PNG

Hospital Registration Form

Drag and Drop files here
or [Browse your files](#)
Supports PDF, DOC, JPG, and PNG



Attachments Add New

Attachment Type 1

Select attachment type

Attachment

Drag and Drop files here
or [Browse your files](#)
Supports PDF, DOC, JPG, and PNG




2 Social Services

2.1 Issuing Cards For Recipients & Donors

follow the steps:

1. Click on Issuing Cards For Recipients & Donors link in the sidebar
2. Click Add New Issuing Card Request button
3. Select Receiver Type (Recipients or Donors)
4. Search by SCOT ID or National ID, then click on Submit
5. The System will send a Card request to scot

The screenshot shows a web application interface for managing issuing cards. At the top, there is a breadcrumb trail: Home > Issuing Cards For Recipients & Donors. Below this, the page title is 'Issuing Cards For Recipients & Donors'. The interface includes a search bar, a 'Filter' dropdown, and a download icon. A prominent red button labeled 'Add New Issuing Card Request Issuing Cards' is visible. Below these elements is a table with the following columns: Request ID, Receiver Type, Receiver, Hospital, Organ, and Recent Action on. The table contains one row of data:

Request ID	Receiver Type	Receiver	Hospital	Organ	Recent Action on
SCOT-Card-R&D-9	Recipient	 Abo Baker Ahmed Sayed Youuens Card Issued (Renewed)	Egypt Hospital	Left Kidney	Jun 16, 2021



2 Social Services

2.1 Issuing Cards For Recipients & Donors

follow the steps:


1. Click on Issuing Cards For Recipients & Donors link in the sidebar
2. Click Add New Issuing Card Request button
3. Select Receiver Type (Recipients or Donors)
4. Search by SCOT ID or National ID, then click on Submit
5. The System will send a Card request to scot

Add New Issuing Card Request

Receiver Type

Search...

Search using national id, or SCOT No.



Use search engine
to find User who you want to issue card for



2 Social Services

2.1 Issuing Cards For Recipients & Donors

follow the steps:

1. Click on Issuing Cards For Recipients & Donors link in the sidebar
2. Click Add New Issuing Card Request button
3. Select Receiver Type (Recipients or Donors)
4. Search by SCOT ID or National ID, then click on Submit
5. The System will send a Card request to scot

Add New Issuing Card Request ×

Receiver Type
Recipient

Search...
OTR-11 🔍

Search using national id, or SCOT No.

Name
جامعة جازيل سنج حسن

ID Type	ID Number
National Identity	999901

Transplant Hospital
[Egypt Hospital](#)

Organ
Left Kidney

Expiration Date
6/17/2021 ✕ 📅

Submit



2 Social Services

2.2 Issuing Cards Requests (Organ Failure Patients)

follow the steps:

1. Click on Issuing Cards Requests (Organ Failure Patients) link in the sidebar
2. Click Issuing Cards for organ Failure Patients button
3. Search by SCOT ID or National ID,
4. Select Patient, then click on Submit
5. The System will send a Card request to scot

The screenshot displays a web application interface for managing organ failure patient card requests. The title is 'Issuing Cards Requests (Organ Failure Patients)'. The breadcrumb trail is 'Home > Issuing Cards Requests (Organ Failure Patients)'. The interface includes a search bar, a 'Filter' dropdown, and a download icon. A prominent red button labeled 'Issue Card for Organ Failure Patient' is located on the right. Below the navigation elements is a table with the following data:

Request ID	Patient Name	Organ	Hospital	Status	Recent Action on
SCOT-Card-R&D-12	Kariem Mohmaed Ahmed Fahiem	Liver	Egypt Hospital	Requested (New)	Jun 17, 2021
SCOT-Card-R&D-11	Baker Hassan Ahmed Emad	Pancreas	Egypt Hospital	Requested (New)	Jun 16, 2021
SCOT-Card-R&D-10	Saif Hazem Ferouq Sayed	Heart	Egypt Hospital	Card Issued (Approved) Valid till Jun 30, 2021	Jun 16, 2021



2 Social Services

2.2 Issuing Cards Requests (Organ Failure Patients)

follow the steps:







1. Click on Issuing Cards Requests (Organ Failure Patients) link in the sidebar
2. Click Issuing Cards for organ Failure Patients button
3. Search by SCOT ID or National ID,
4. Select Patient, then click on Submit
5. The System will send a Card request to scot

Submit New Issuing Card

Search for organ failure patients...

Search using patient name, patient id, national id, or SCOT No.

Expiration Date *

<input type="radio"/>	 OFP-23 Nyssa Rhoda Witt Abra Martin Desirae Barrera	Right Kidney	<input type="button" value="Submit"/>
<input type="radio"/>	 OFP-22 Ezz aHMED Zayed Ali	Right Kidney	<input type="button" value="Submit"/>
<input type="radio"/>	 OFP-21 Karam Hamam Ahemd Eid	Right Kidney	<input type="button" value="Submit"/>
<input type="radio"/>	 OFP-20 Shaker Shawkey Mohamed Ali	Right Kidney	<input type="button" value="Submit"/>
<input type="radio"/>	 OFP-19 Baker Hassan Ahmed Emad	Liver	<input type="button" value="Submit"/>
<input type="radio"/>	 OFP-18 Tawfiek Syaed Hassan Ahmed	Right Kidney	<input type="button" value="Submit"/>

page 1 / 4



2 Social Services

2.3 Approve Cards Requests (Organ Failure Patients)

follow the steps:

1. Click on Issuing Cards (Organ Failure Patients Requests) link in the sidebar
2. Select Request, then click the view button
3. Reviewing Request then click submit Decision
4. Select Decision and enter the card Expiration date, then click submit

Issuing Cards Requests (Organ Failure Patients) Home > Issuing Cards Requests (Organ Failure Patients)

3 Requests Sorted by: Status

Request ID	Patient Name	Organ	Hospital	Status	Recent Action on
SCOT-Card-R&D-12	Kariem Mohmaed Ahmed Fahiem	Liver	Egypt Hospital	Requested (New)	Jun 17, 2021
SCOT-Card-R&D-11	Baker Hassan Ahmed Emad	Pancreas	Egypt Hospital	Requested (New)	Jun 16, 2021
SCOT-Card-R&D-10	Saif Hazem Farouq Sayed	Heart	Egypt Hospital	Card issued (Approved) Valid till Jun 30, 2021	Jun 16, 2021

Issuing Cards Requests (Organ Failure Patients) Home > Issuing Cards Requests (Organ Failure Patients)

SCOT No. **OFFP-14** Queue No. in Patient List: 4 Urgent Case

كريم محمد أحمد قهييم
كريم محمد أحمد قهييم

Nationality	Gender	Age	Blood group	Needed organ
Saoudian	Male	23 Years	A+	Liver

Case Created on: 16 Jun, 2021 (4:13 PM) | Created by: IT@egypt.com | Hospital: Egypt Hospital

Issued Cards

Requested (New)

Kariem Mohmaed Ahmed Fahiem - Card12

Please submit your evaluation

Submit Decision



2 Social Services

2.4 Approve Cards For Recipients & Donors

follow the steps:


1. Click on Recipients & DonorsRequest link in the sidebar
2. Select Request, then click the view button
3. Reviewing Request then click submit Decision
4. Select Decision and enter the card Expiration date, then click submit

Issuing Cards For Recipients & Donors

Home > Issuing Cards For Recipients & Donors

1 Requests Sorted by: Status

Filter Add New Issuing Card Request Issuing Cards

Request ID	Receiver Type	Receiver	Hospital	Organ	Recent Action on
SCOT-Card-R&D-9	Recipient	 Abo Baker Ahmed Sayed Youuens Card Issued (Renewed)	Egypt Hospital	Left Kidney	Jun 16, 2021

Issuing Cards Request Details [Recipient]

Home > Issuing Cards For Recipient & Donors

Patient No.:21
جغ
جمله جميل سيح حسن
جمله جميل سيح حسن

Nationality	Gender	Age	Blood group	Rh Factor
Egyptian	Female	0 Years	A+	Positive

Case Created on: Jan 1, 1 | Created by: Hazem Hazem Basiouny Ahmed | Hospital: Egypt Hospital

Transplantation Details

Transplantation organ	Left Kidney		
Original Liver disease	weq	Type of Donor	Living Unrelated
Admittance date	15 June, 2021 (3:25 PM)	Transplantation date	Jun 15, 2021
Transplantation Time	15:25	Place of Transplant	3
Cold Ischemia			

Please submit your evaluation

Submit Decision



2 Social Services

2.5 Receiving Cards

follow the steps:

1. Click on the Cards Receipt link in the sidebar
2. Select Request, then click the view button
3. Print card
4. Click on Confirm Receipt button
5. Add details, then click Submit

Identification No. & Name	Patient Type	Status		
BE 388 Bo Emerald Hoffman Sebastian Shields Ilana Ellis	Recipient	Waiting to Receive Card	View Card	Confirm Receipt
AM 1234555555 ahmed mohamed ahmed mohamed	Recipient	Waiting to Receive Card	View Card	Confirm Receipt
MA 12331231232 mostafa ahmed mostafa ahmed	Donor	Waiting to Receive Card	View Card	Confirm Receipt
HH 1234567897 Hossam Hassan Hossam Hassan	Recipient	Waiting to Receive Card	View Card	Confirm Receipt
KE 8502 Kariem Emad Kariem Emad	Organ Failure	Waiting to Receive Card	View Card	Confirm Receipt
TT 15 test test test test	Recipient	Waiting to Receive Card	View Card	Confirm Receipt
DO 95 dtd dtd dtd dtd	Recipient	Waiting to Receive Card	View Card	Confirm Receipt
KE 8502 Kariem Emad Kariem Emad	Recipient	Waiting to Receive Card	View Card	Confirm Receipt
AH 12345 Ahmed Emad Ali Hassan	Recipient	Waiting to Receive Card	View Card	Confirm Receipt
SS 10906060 Shams Shady Shrief Shaker	Recipient	Waiting to Receive Card	View Card	Confirm Receipt



2 Social Services

2.5 Receiving Cards

follow the steps:

1. Click on the Cards Receipt link in the sidebar
2. Select Request, then click the view button
3. Print card
4. Click on Confirm Receipt button
5. Add details, then click Submit

The screenshot shows the 'Cards Receipt' page in the Saudi Center for Organ Transplantation web application. The sidebar on the left contains various navigation options, with 'Cards Receipt' highlighted. The main content area shows a list of 4 cards, with the first card selected. The detailed view of the selected card is as follows:

Organ Failure Patient Card
بطاقة مريض فشل عضوي (القلب)

المملكة العربية السعودية
المجلس الصحي السعودي
المركز السعودي لزراعة الاعضاء

رقم بطاقة الاحوال: 99990
تاريخ انتهاء الترخيص: 30/6/2021

Scot No. OFP-10
Address: القاهرة - منطقة مكه
العنوان: العنوان

سيف حازم فاروق سيد
مدير عام المركز السعودي لزراعة الاعضاء



2 Social Services

2.5 Receiving Cards

follow the steps:

1. Click on the Cards Receipt link in the sidebar
2. Select Request, then click the view button
3. Print card
4. Click on Confirm Receipt button
5. Add details, then click Submit

The screenshot displays the SCOT web application interface. On the left, a sidebar menu includes 'Medals Requests', 'Medals Receipt', 'Financial Rewards', 'Issuing Cards', and 'Cards Receipt'. The main content area shows a table of card requests. A modal window titled 'Confirm Receipt of Card' is overlaid on the table, containing a receipt form with the following details:

- Receipt Date: 5/24/2021
- Upload ID: [Empty field]
- Submit button

The table in the background lists the following requests:

Identification No. & Name	Patient Type	Status	View Card	Confirm Receipt
BE 335 Bo Emerald Hoffman Sebastian Shields Ilana Ellis	Recipient	Waiting to Receive Card	View Card	Confirm Receipt
AM 107400005 ahmed mohamed ahmed mohamed	Recipient	Waiting to Receive Card	View Card	Confirm Receipt
MA 12281020012 mostafa ahmed mostafa ahmed	Recipient	Waiting to Receive Card	View Card	Confirm Receipt
HH 123400007 Hossam Hassan Hossam Hassan	Recipient	Waiting to Receive Card	View Card	Confirm Receipt
KE 8502 Karim Emad Karim Emad	Recipient	Waiting to Receive Card	View Card	Confirm Receipt
TT 10 test test test test	Recipient	Waiting to Receive Card	View Card	Confirm Receipt
DD 55 did did did did	Recipient	Waiting to Receive Card	View Card	Confirm Receipt
KE 8502 Karim Emad Karim Emad	Recipient	Waiting to Receive Card	View Card	Confirm Receipt
AH 1234 Ahmed Emad Ali Hassan	Recipient	Waiting to Receive Card	View Card	Confirm Receipt
SS 5098000 Shams Shady Shrief Shaker	Recipient	Waiting to Receive Card	View Card	Confirm Receipt

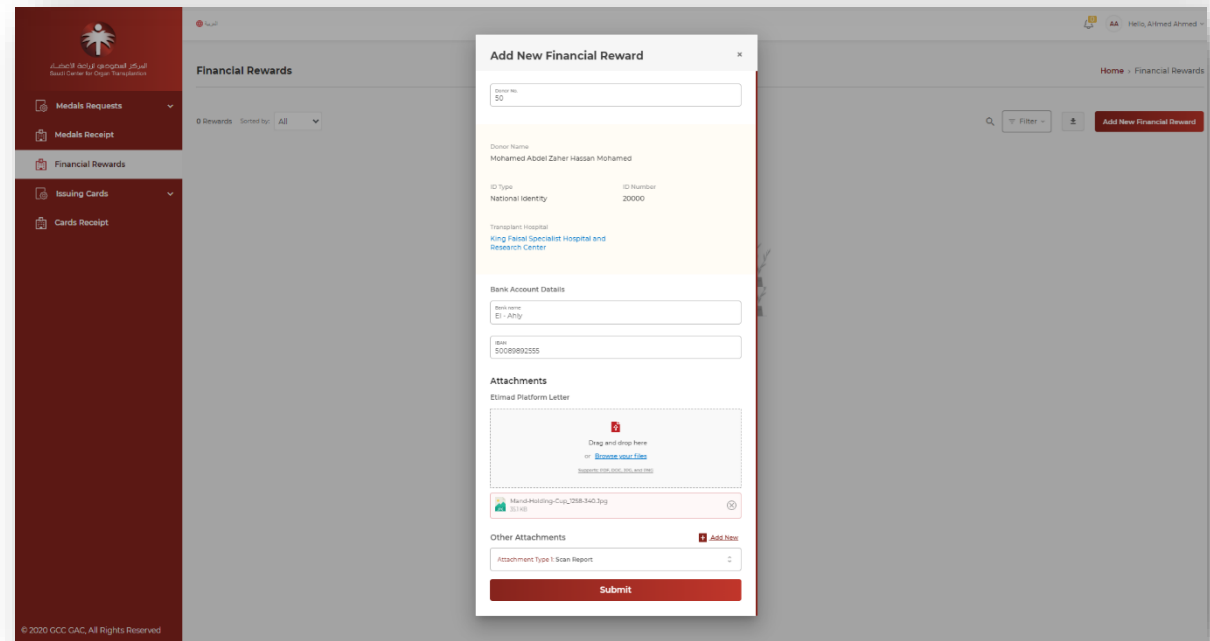
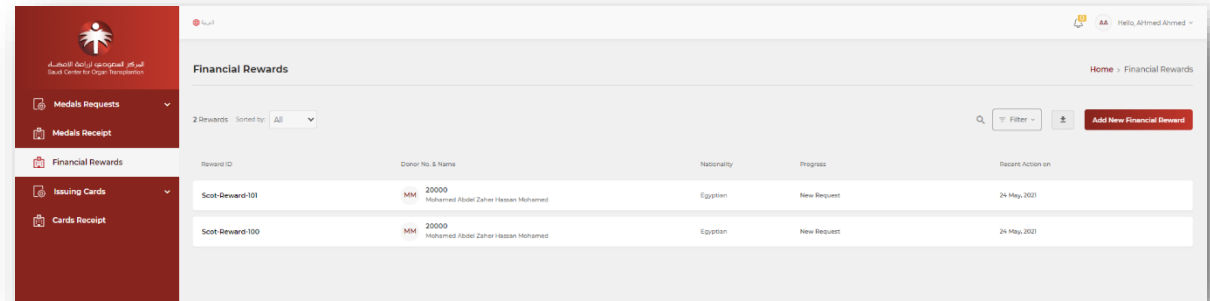


2 Social Services

2.6 Financial Reward

follow the steps:

1. Click on the Living Donors Financial Rewards link in the sidebar
2. Click on add New Financial Reward button
3. Add details, then click Submit
4. The System will generate A donation document from the living thin click Submit
5. The Document will be approved from (Medical coordinator – Administrative Coordinator – Administrative Director
6. The System will generate the coverage letter
7. SCOT Director will approve the coverage letter

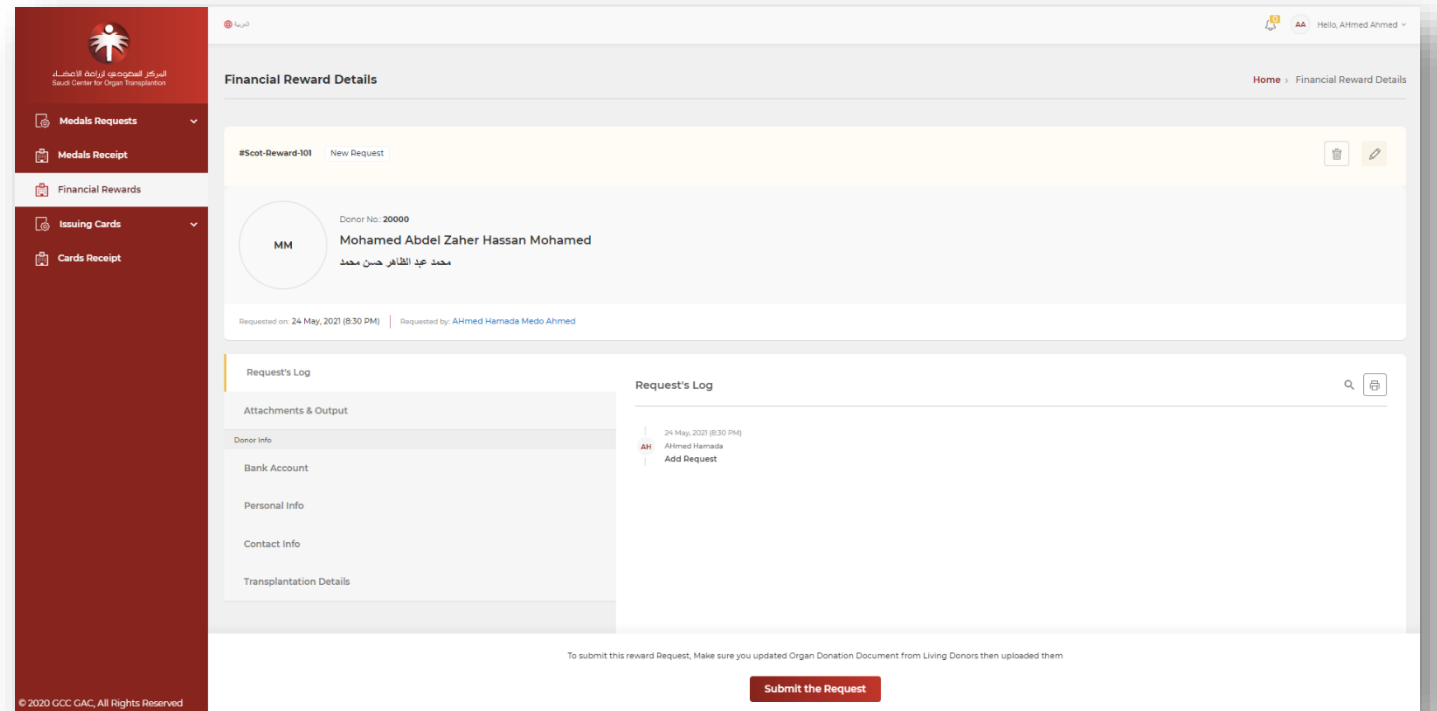


2 Social Services

2.6 Financial Reward

follow the steps:

1. Click on the Living Donors Financial Rewards link in the sidebar
2. Click on add New Financial Reward button
3. Add details, then click Submit
4. The System will generate A donation document and generate the coverage letter from the living thin click Submit
5. The Document will be approved from (Medical coordinator – Administrative Director



2 Social Services

2.6 Financial Reward

follow the steps:

1. Click on the Living Donors Financial Rewards link in the sidebar
2. Click on add New Financial Reward button
3. Add details, then click Submit
4. The System will generate A donation document from the living then click Submit
5. The Document will be approved from (Medical coordinator – Administrative Coordinator – Administrative Director
6. The System will generate the coverage letter
7. SCOT Director will approve the coverage letter

The screenshot shows a web application interface for 'Financial Reward Details'. On the left is a dark red sidebar with a list of menu items: Users Management, Hospitals, Medical Evacuation Requests, Medals Requests, Medals Receipt, Financial Rewards, Financial Rewards (To be Approved), Medals Requests (To be Approved), SRCAs & Referral Centers, Interviewing Committee (hospital), Interviewing Committee (scott), Deceased Cases (Brain Death & Cardiac Arrest), Offered organs (from Deceased Cases), Referred Cases (from SRCAs & Referral Centers), Issuing Cards, Transplant Recipients (Follow-Up), Cards Receipt, Organ Failure Patients (Waiting List), and Transplant Reports. The main content area is titled 'Financial Reward Details' and shows a request for '#Scot-Reward-101' with the status 'Waiting Medical Coordinator'. The donor information includes a circular profile picture with 'MM', donor number '20000', name 'Mohamed Abdel Zaher Hassan Mohamed', and Arabic name 'محمد عبد الظاهر حسن محمد'. The request was made on '24 May, 2021 (8:30 PM)' by 'Ahmed Hamada Medo Ahmed'. Below this is a 'Request's Log' section with a search icon and a table of logs. The table has two entries: one from '24-May-2021 (8:44 PM)' by 'Ahmed Hamada' with the action 'Add Submit Financial Reward', and another from '24-May-2021 (8:30 PM)' by 'Ahmed Hamada' with the action 'Add Request'. At the bottom right, there is a status bar that says 'Waiting your Approval on this Financial Reward Request' with 'Approve' and 'Decline' buttons.

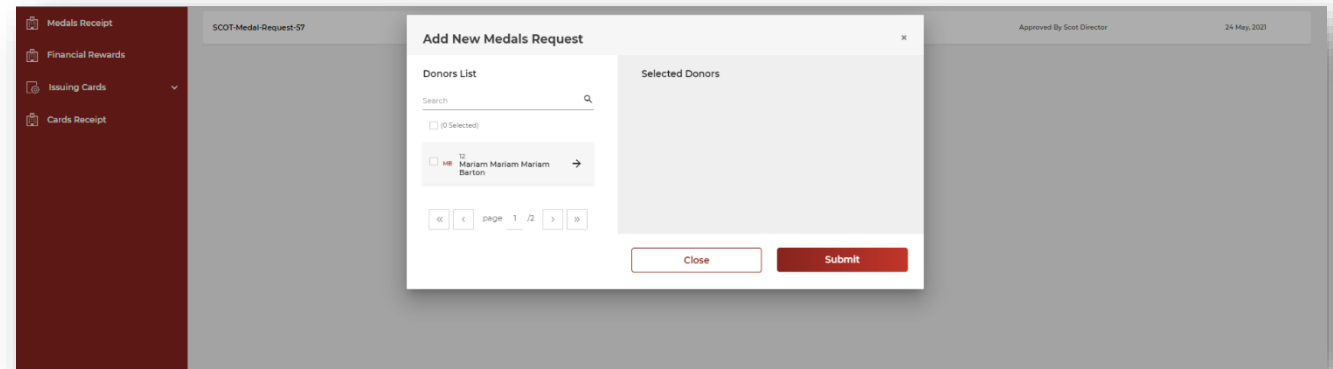
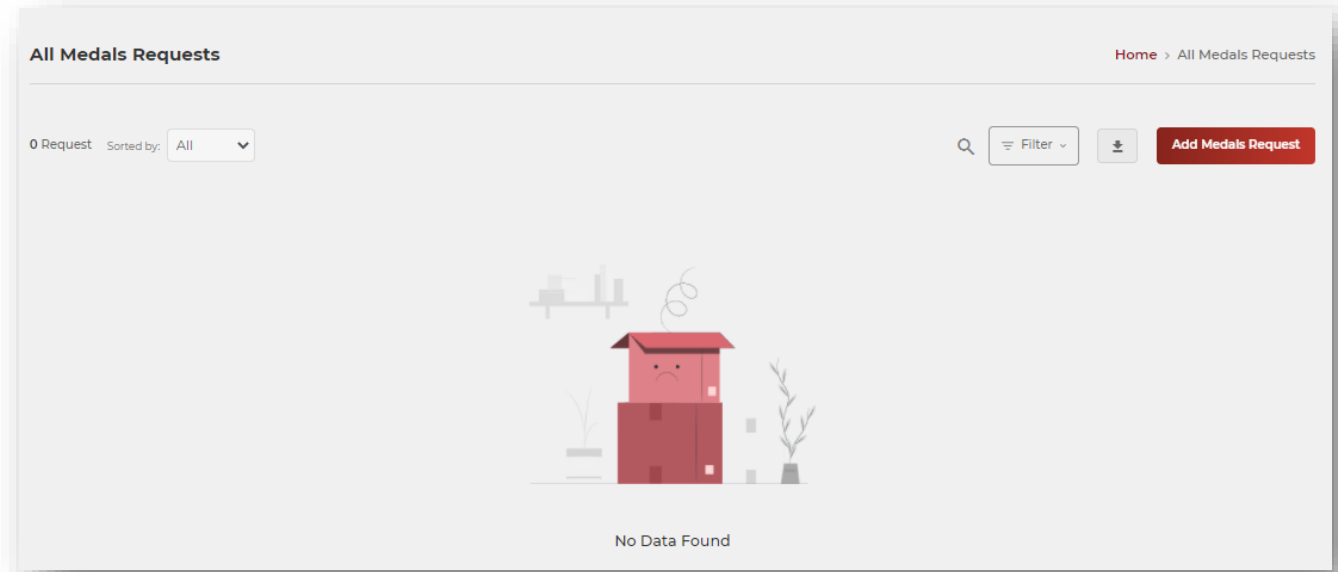


2 Social Services

2.7 Request Medals

follow the steps:

1. Click on the Medals Requests link in the sidebar
2. Click on add Medals Request button
3. Select Donors, then click Submit
4. The System will generate Letters
5. Reviewing Letters then click Submit the Request
6. SCOT Director review request, then click Submit

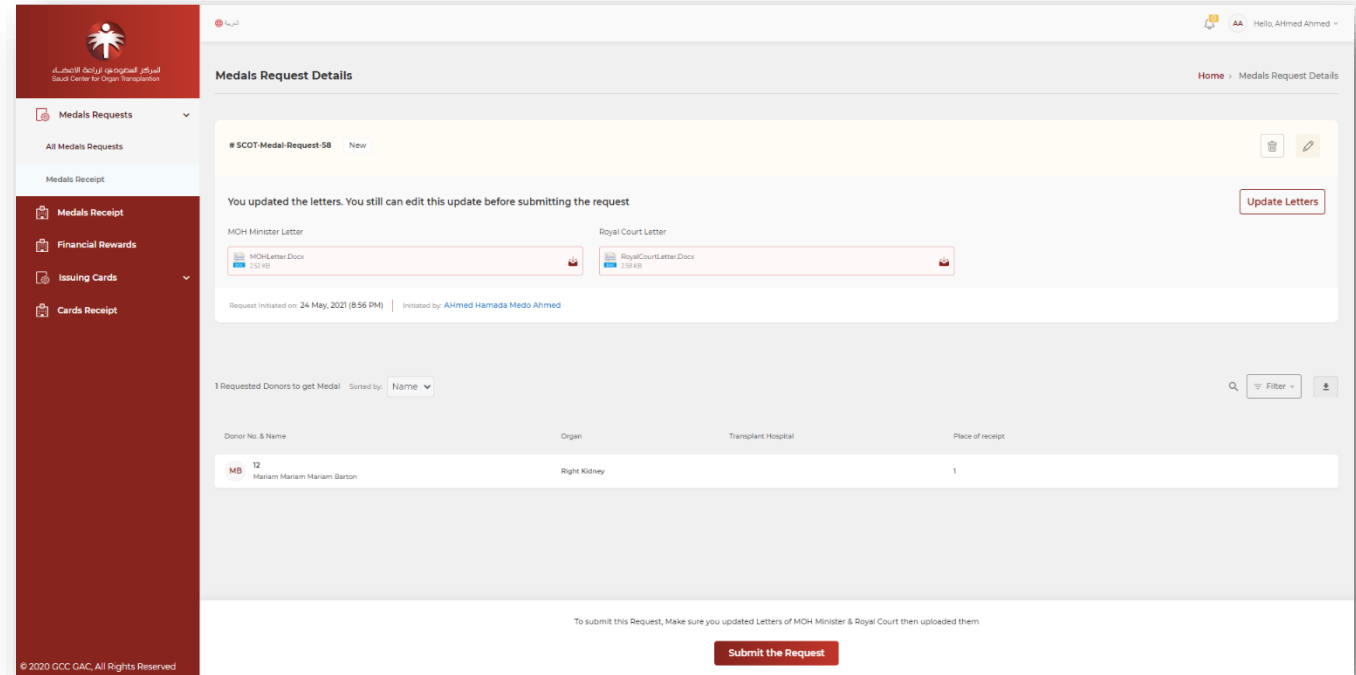


2 Social Services

2.7 Request Medals

follow the steps:

1. Click on the Medals Requests link in the sidebar
2. Click on add Medals Request button
3. Select Donors, then click Submit
4. The System will generate Letters
5. Reviewing Letters then click Submit the Request
6. SCOT Director review request, then click Submit



2 Social Services

2.7 Request Medals

follow the steps:

1. Click on the Medals Requests link in the sidebar
2. Click on add Medals Request button
3. Select Donors, then click Submit
4. The System will generate Letters
5. Reviewing Letters then click Submit the Request
6. SCOT Director review request, then click Submit

The screenshot displays the 'Medals Request Details' page. The sidebar on the left contains a navigation menu with various categories. The main content area shows the details of a specific medal request, including its ID, status, and associated documents. A table lists the requested donors, and at the bottom, there are buttons for 'Approve' and 'Decline'.

Donor No. & Name	Organ	Transplant Hospital	Place of receipt
MB 13 Mariam Mariam Mariam Barton	Right Kidney		1



2 Social Services

2.8 Deliver Medals to SCOT

follow the steps:

1. Click on the Medals Requests link in the sidebar
2. Select Request, then click the View button
3. Click on Submit Medals received
4. Add details, and select Donors, then click Submit

The screenshot shows a web application interface for managing medals requests. The sidebar on the left contains a navigation menu with items like 'Users Management', 'Hospitals', 'Medical Evacuation Requests', 'Medals Requests', 'Medals Receipt', 'Financial Rewards', 'SRCA & Referral Centers', 'Interviewing Committee (hospital)', 'Interviewing Committee (scott)', 'Deceased Cases', 'Offered organs', 'Referred Cases', 'Issuing Cards', 'Transplant Recipients', 'Cards Receipt', and 'Organ Failure Patients'. The 'Medals Requests' section is expanded, showing 'All Medals Requests' and 'Medals Receipt'. The main content area is titled 'Medals Request Details' and shows a specific request: '# SCOT-Medal-Request-58' which is 'Approved By Scot Director'. It displays two document uploads: 'MOH Minister Letter' (232 KB) and 'Royal Court Letter' (235 KB). Below this, it shows the request initiation details: 'Request Initiated on: 24 May, 2021 (8:56 PM)' and 'Initiated by: AHmed Hamada Medo Ahmed'. It also shows the approval details: 'SCOT Director Approval Submitted on: 24 May, 2021 (8:59 PM)' and 'Submitted by: ismail osama waied ainor'. A table below lists '1 Requested Donors to get Medal', sorted by a dropdown menu. The table has columns for 'Donor No. & Name', 'Organ', 'Transplant Hospital', and 'Place of receipt'. The data row shows: Donor No. & Name: MB 12, Marlam Marlam Marlam Barton; Organ: Right Kidney; Transplant Hospital: (blank); Place of receipt: 1. At the bottom of the page, there is a status 'Waiting to Submit Medals Received' and a red button labeled 'Submit Medals Received'.



2 Social Services

2.8 Deliver Medals to SCOT

follow the steps:

1. Click on the Medals Requests link in the sidebar
2. Select Request, then click the View button
3. Click on Submit Medals received
4. Add details, and select Donors, then click Submit

The screenshot displays a web application interface for managing medals. A modal window titled "Submit Medals Received" is open, overlaying a background page. The modal contains the following fields and elements:

- Receipt Medals Date:** A date input field with a calendar icon, showing the date 5/24/2021.
- Transaction No.:** A text input field containing the number 5.
- Other Attachments:** A section with an "Add New" button and a dropdown menu currently showing "Attachment Type 1: Scan Report".
- Action Button:** A prominent red button labeled "Next to select Approved Donors".

The background page shows a request summary for "# SCOT-Medal-Request-58", approved by the Scot Director. It lists documents like "MOH Minister Letter" and "Royal Court Letter", and provides details on the request's initiation and approval dates. A table below lists requested donors, with one entry for "MB 12 Mariam Mariam Mariam Barton" for a "Right Kidney". A "Submit Medals Received" button is visible at the bottom of the page.

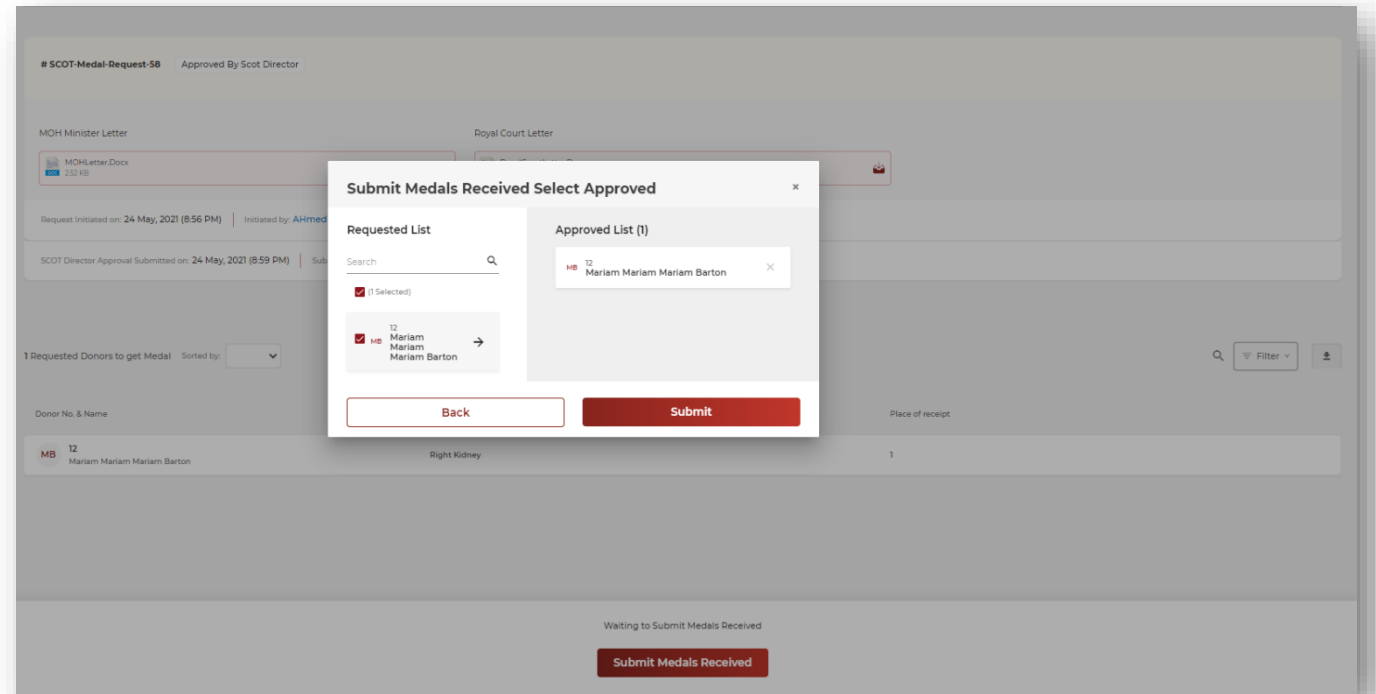


2 Social Services

2.8 Deliver Medals to SCOT

follow the steps:

1. Click on the Medals Requests link in the sidebar
2. Select Request, then click the View button
3. Click on Submit Medals received
4. Add details, and select Donors, then click Submit



2 Social Services

2.9 Deliver Medals to Donors

follow the steps:

1. Click on the Medals Receipt link in the sidebar
2. Select Request, then click the View button
3. Click on Confirm Receipt button
4. Upload Donor ID, then click Submit

The screenshot shows a web application interface for managing medals. On the left is a dark red sidebar with a menu. The main content area is titled 'Medals Receipt' and displays a table of requests. The table has columns for Donor No. & Name, Organ, Place of receipt, Status, and Request. Two rows are visible: one for a donor named Hassan Ahmed Ahmed Camil with 'Bones' organ and 'Medal Received' status, and another for Marlam Marlam Marlam Barton with 'Right Kidney' organ and 'Waiting to Receive Medal' status. A 'Confirm Receipt' button is present next to the second row. The sidebar menu includes items like 'Users Management', 'Hospitals', 'Medical Evacuation Requests', 'Medals Requests', 'Financial Rewards', 'Medals Requests (To be Approved)', 'SRCA & Referral Centers', 'Interviewing Committee (Hospital)', 'Interviewing Committee (scott)', 'Deceased Cases', 'Offered organs', 'Referred Cases', 'Issuing Cards', 'Transplant Recipients (Follow-Up)', 'Cards Receipt', and 'Organ Failure Patients (Waiting List)'.

Donor No. & Name	Organ	Place of receipt	Status	Request
HG 123456 Hassan Ahmed Ahmed Camil	Bones	0	Medal Received	SCOT-Medal-Request-57
MB 12 Marlam Marlam Marlam Barton	Right Kidney	1	Waiting to Receive Medal	SCOT-Medal-Request-58

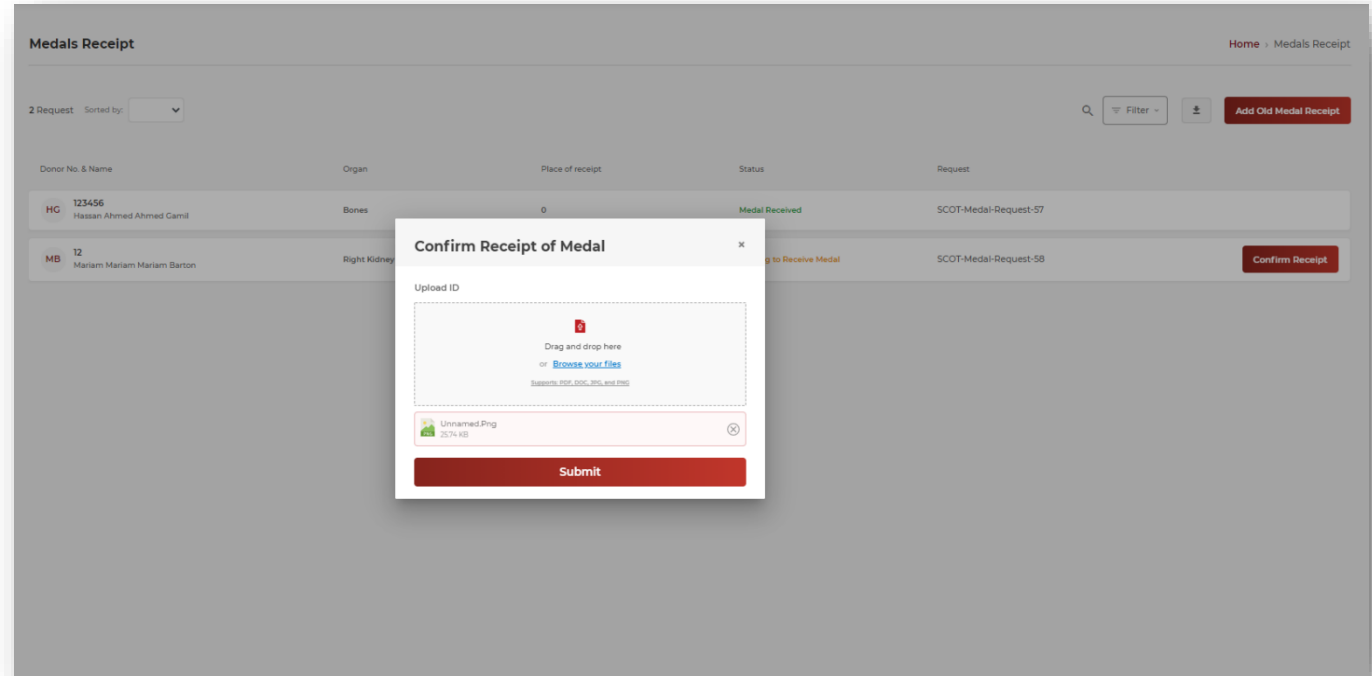


2 Social Services

2.9 Deliver Medals to Donors

follow the steps:

1. Click on the Medals Receipt link in the sidebar
2. Select Request, then click the View button
3. Click on Confirm Receipt button
4. Upload Donor ID, then click Submit



2 Social Services

2.10 Add Old Medals

follow the steps:

1. Click on the Medals Receipt link in the sidebar
2. Click on add Old Medals Receipt button
3. Add details, then click Submit

The screenshot displays a web application interface for managing medals. On the left is a sidebar with a menu including 'Users Management', 'Hospitals', 'Medical Evacuation Requests', 'Medals Requests', 'Financial Rewards', 'SRCA & Referral Centers', 'Interviewing Committee', 'Deceased Cases', 'Offered organs', 'Referred Cases', 'Issuing Cards', 'Transplant Recipients', 'Cards Receipt', and 'Organ Failure Patients'. The main content area is titled 'Medals Receipt' and shows a table with 2 requests. The table has columns for Donor No. & Name, Organ, Place of receipt, Status, and Request. The first row shows a donor with ID 123456 and name Hassan Ahmed Ahmed Gamil, with 'Bones' as the organ, '0' as the place of receipt, and a status of 'Medal Received'. The second row shows a donor with ID 12 and name Mariam Mariam Mariam Barton, with 'Right Kidney' as the organ, '1' as the place of receipt, and a status of 'Waiting to Receive Medal'. There is an 'Add Old Medal Receipt' button in the top right and a 'Confirm Receipt' button next to the second row. A modal form titled 'Add Old Medal Receipt' is open in the foreground, containing input fields for Donor No., Donor name, ID, Medal received on (with a calendar icon), and Place of receipt. At the bottom of the modal are two buttons: 'Save & Close' and 'Save & Add New'.

Donor No. & Name	Organ	Place of receipt	Status	Request
HG 123456 Hassan Ahmed Ahmed Gamil	Bones	0	Medal Received	SCOT-Medal-Request-57
MB 12 Mariam Mariam Mariam Barton	Right Kidney	1	Waiting to Receive Medal	SCOT-Medal-Request-58





**THANK
YOU**

